

4702

Extracteur masse à inertie 2/3 branches

Slide hammer puller 2/3 legs

Extractor con barra de Impacto de 2 y 3 patas

Contenido

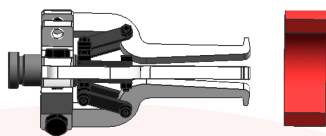


4702	Extracteur 2/3 patas
4390	Barra de impacto 1kg
4702C	Juego completo

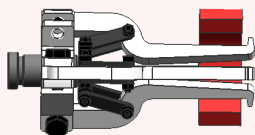
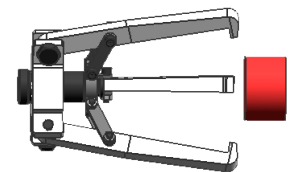
Instrucciones

Interieur / Internal / Interiores


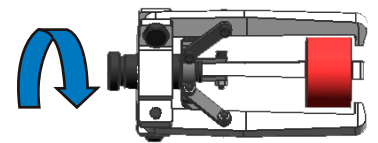
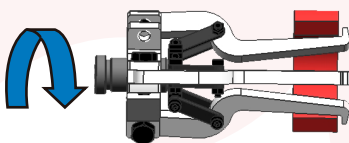
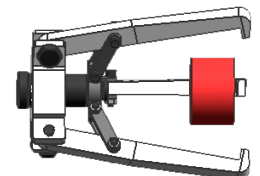
Exterieur / External / Exteriores



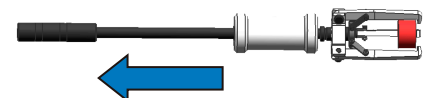
Placer l'extracteur dans/autour de la pièce
Place the puller in/around the piece
Introduzca el extractor en la pieza



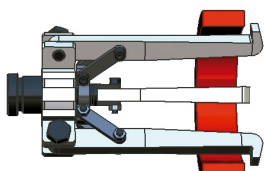
Tourner la vis jusqu'à l'ajustement des bras
Turn the spindle in order to adjust legs
Gire el husillo hasta ajustar las patas



Monter la masse à inertie
Mount the hammer+bar
Monte la barra de impacto



Frapper avec la masse jusqu'à extraction
Hammer out the piece
Golpee con la barra hasta extraer.



En interiores de diametro >60mm es mejor trabajar con la pata de exteriores invertida